

CARROLLWOOD VILLAGE VOICE

A Legacy Community | "Best of the Best" award from Hillsborough County

In This Issue

ARCHITECTURAL REVIEW COMMITTEE & COMMUNITY STANDARDS

VISTA GARDENS GETS A GRANT!

ART IN THE PARK

MEET OUR NEWEST PROPERTY MANAGEMENT EMPLOYEE

LET THE SUN SHINE

LIVING WITH COYOTES

WHAT DID THEY SAY DURING THE FIRST WEEK WE REOPENED?



A Message from Suzanne & Lindsey

Well, it is back to school time for our kids and teachers. We are sure everyone is glad we are back in the classroom! Throughout the pandemic of 2021-2022, we have seen the resiliency of our community to adapt to wearing masks and social distancing. Some residents are staying home or are “quarantining” so please remember to check on your housebound neighbors during these trying times.

We also want to say thanks again to all of our healthcare workers who are going on 18 months of taking care of our fellow residents during this COVID pandemic. Please remember to say “thanks” to them for their service.

It is also hurricane season and Tampa won't always get a pass. Our luck will run out some day, so plan accordingly and don't forget to have your hurricane supplies on hand, plan your evacuation route and include a plan to take care of our furry friends. The recent Hurricane Ida in the Gulf Coast area shows us once again that we could be without power and water for several days. Our thoughts are with those that are still in the dark or flooded out of their homes.

Lastly, our community is looking good with all of the home improvements everyone is making. Don't forget to let us know your plans by filling out the Architectural Request Form on our website. Please visit carrollwoodvillage.com and see our color palette and register for the newsletter.

Stay safe and stay healthy,

Suzanne and Lindsey

ARCHITECTURAL REVIEW COMMITTEE & COMMUNITY STANDARDS

The Phase I and Phase III Board of Directors adopted “Community Standards” (Color Book Palette and Exterior Change Guidelines) a few years ago to help Homeowners thru the Architectural Review and Approval Process. All exterior improvements or alterations including additions, fresh paint, new roofing, fences, driveway and walkway pavers, doors, windows, mailboxes, landscaping and statues, design features, etc. need Architectural Review Committee approval. With technology this process is quick and very easy! Just go to the community website, Carrollwoodvillage.com and under the Resources tab you will find the information you need plus the instructions on how to submit your request online. If the committee has any questions, they will reach out to you. The turn around time for approval is typically quick if you stick to the selections in the guide.

The Architectural Committees and the Boards of Directors have a fiduciary responsibility to enforce this procedure and do not look upon retro-active submission in a favorable light. The excuse of “We did not know” is not going to be acceptable. In the recent past, homeowners have had to replace roof shingles that were not approved, repaint houses, remove fences and front yard statues. The Architectural Committees and Boards of Directors are not in a position to “make exceptions” to the rules because the changes have already been made. Their decisions must be the same decision for any homeowner making that change. Just because you see a similar color, fence design, etc. on another property in the Village does not mean your request will be approved!

The Color Book Palette and Exterior Changes Guidelines are updated frequently so the look of the Village and its residences stays current. That is why you must get approval even if you are repainting the same color. For example, your paint color may no longer be on the approved list or perhaps a previous owner did not get the selection approved and the color was “grandfathered-in” until it was time to repaint. This option is no longer granted to homeowners who did not receive ARC approval for the work. Fences are also an item whose design may not have been originally approved so when it comes time to replace the fence it must be brought into compliance.

The majority of the requests fly thru the approval process and the houses look great! We appreciate your cooperation in keeping our village standards at the highest level.

ART IN THE PARK

If you visited the Carrollwood Village Park recently you may have noticed the new installation of a large sculpture in the southeast corner. The crews are installing the landscaping, and the art installation is complete. It is a stunning piece. There are plans to install a plaque, but the county could not tell us when and we had to know more about this beautiful sculpture now. We will be posting some more of the installation photos and some drone footage of the sculpture from the artist himself on our website in the near future.

The artist is Curtis Pittman and he has named the piece, “Bird of Paradise”. Curtis has worked on this particular work of art for several years before offering it to Tampa. You will note that nothing is symmetrical and he wanted the observer to feel the motion with one side being higher than the other. The LED lights come on at dusk and are programmed to provide many different kinetic lighting combinations. Here is a sample of some of the color combinations. Please come by and enjoy the cultural spirit that has found a home in our park.

About the Artist: Curtis Pittman

Pittman graduated from Penn State University’s architecture program in 2004 and worked with architectural design teams on theaters, performing art centers, and healthcare projects in both NYC and Portland. In 2011, he was hired to work on public art projects full-time in collaboration with international artist Ed Carpenter. He was Ed’s project manager for his last (7) six-figure public art commissions and collaborated with him on all facets of his process from concept design through installation.




ART IN THE PARK (CONTINUED)



In May 2016, he embarked on a career as a full-time professional artist. During this time, he has completed multiple six-figure public art commissions. His passion for the built environment is complemented by his fascination with nature.

Pittman says “I am a skilled observer and have a great appreciation for the wholeness of nature and the harmony of its patterns. If you study my work carefully, you will notice that similar to nature, there is a purity of form and a complementary relationship of the parts to the whole. My work manifests the exceptional natural characteristics of the surrounding context. My work is interwoven into the spirit of a place both physically and emotionally. It is ingrained into the story and highlights the splendor that surrounds it. It brings awareness to the invisible weave of culture, engages the senses, and harmonizes the coming together of the natural vs the built.”

Curtis and his wife reside in Portland, Oregon with their four daughters.



VISTA GARDENS GETS A GRANT!




VISTA Gardens is delighted to announce that it is the recipient of a grant award from the *2021–22 Viva Florida Landscape Demonstration Garden Grant Program*.

The location VISTA Gardens has chosen as the site for our Florida Wildflower Demonstration Grant Project is the earthen berm that extends from the entrance to VISTA Gardens toward the east along the garden's northern border. The plantings will begin at the entrance gate to VISTA Gardens, surround the existing pergola, benches and Little Free Library, and extend 138 feet along the crest of

the berm, ending among tall pines. This expansion of VISTA's existing wildflower plantings will support bees, butterflies and other insects while enhancing our vegetable garden beds and the overall health of our natural environment.

VISTA Gardens' mission emphasizes our focus on providing education and serving as a sustainable model for organic gardening, native landscaping, and related technologies while providing opportunities to participate in healthy outdoor activities, responsible environmental leadership, growing organic food, and community building. Our vision with this grant project is for VISTA Gardens to be the Native Plants Ambassador to our members, neighbors, and the general public by providing quality information about native plants and their importance to wildlife including butterflies, native bees and other pollinators, hummingbirds and other birds, and other wildlife. As Ambassadors we will teach people about non-native and invasive species and encourage the use of species that will attract desirable pollinators and wildlife into their rural, suburban, and urban neighborhoods. In doing so, we will be helping our communities learn about wise land management policies including those that support water quality and retain natural flow rates in our streams. We will include teachings about appropriate uses of fertilizers and minimizing fertilizer and pesticide practices that are detrimental to wildlife, pollinators, fish, and human health. We plan on presenting at least two education events each year, and hopefully more if the budget allows.

We are focused on including ALL members of the community in our wildflowers and native plants education programming, and not limiting this to our VISTA members. We believe the physical location of the plantings we achieve through this grant will “lure” you, our community, in and help you see how wildflowers and native plants can enhance and beautify your neighborhoods and your environment.



VISTA GARDENS GETS A GRANT! (CONTINUED)



We invite you to visit VISTA Gardens' website page about our current Florida native plantings. There are many photos and lots of downloadable information about many of our plants. (<https://www.vistagardentampa.org/nativeplantsinformationsheets>)

As we develop this Florida wildflower garden along the berm, we'll be sharing our best practices of

clearing the site and readying it for planting. Once the site is prepared, we will continue to document the best practices for placing the plants in the ground, and the care they need to become established and thrive. All of this will then be combined in a "how to" document for anyone to access at the site itself and/or to download from our website.

As we do now with our butterfly and native plant gardens at VISTA, we'll be installing plant identification tools showing what each plant looks like, its common name, and its scientific name. Information about plants will be available through QR codes. Laminated pages describing the plants and their benefits will also be placed at the wildflower sites. In addition, informational documents from the Florida Wildflower Foundation and other reputable sources about the best practices for planting, watering, and pest management of our Florida native plants, plus information about each plant will be available for anyone to access at the site and/or to download from our website.

We welcome your involvement, as a community volunteer to help establish this new garden, as a member of VISTA to grow vegetables, fruits, and flowers, or as a donor to help us pay for the infrastructure costs this grant does not include. We will happily receive your donations (real and in kind) toward this wildflower demonstration project to fund the hardscape, irrigation system, and signage. (VISTA is a 501(c)(3) not for profit organization.) Feel free to contact us through our website, vistagardentampa.org. We'd be delighted to hear from you!

"Don't judge each day by the harvest you reap but by the seeds that you plant." Robert Louis Stevenson.



LET THE SUN SHINE

(HOW WE'RE ERADICATING WEEDS WITH SUNSHINE, AND YOU CAN TOO.)

BY MARY BRYANT, VISTA GARDENS MEMBER



VISTA's new Wildflower Garden has gone from dream, to paper to soil. The garden outline is now clearly visible on the bank near the entrance to VISTA. So much planning and work brought us to this point (along with a cadre of volunteers), and we're documenting the entire Wildflower Garden process for our neighbors and other community gardens.

Something exciting is afoot in the patch of soil that will become VISTA Gardens' Florida Landscape Demonstration Garden (sponsored in part by the Florida State Wildflower license plate and the Florida Wildflower Foundation). A process known as soil solarization is arguably one of the most fascinating of the landscape preparation tasks we've undertaken.

Elegant in its simplicity, soil solarization uses the intense Florida heat to destroy harmful weed seeds in the soil. A humble sheet of clear plastic tucked tightly over the planting area creates a greenhouse effect. Soil temperatures rise to as high as 140 o F near the surface, killing weed seeds, tubers and rhizomes.

Because the planting site for the Wildflower Garden originally was overgrown with Wedelia (syn. Sphagneticola trilobata), it wasn't enough to just clear the planting area. Wedelia is an invasive plant that was introduced to Florida sometime prior to 1933. It grows quickly and forms a thick groundcover, choking out the native plants in its path.



Even though the planting site had been cleared and the weeds and plants removed, Wedelia is an intrepid adversary. Its seeds remain buried, and over time the vexing weed creeps back in. To make the planting area truly clear of Wedelia and ready for the new wildflowers, volunteers put soil solarization techniques to work.

Below are the steps they followed and you can follow too in your garden.

1. Volunteers dug a narrow trench around the perimeter of the marked area for the new Wildflower Garden. The trench created a place to tuck in the plastic used in step 4. Because the optimum time for soil solarization (June to September) coincides with Florida's rainy season, volunteers had to re-dig areas of the trench after a downpour. If your garden area is small enough to complete all steps in a single day, you can reduce the risk of showers caving in your trench walls.

LET THE SUN SHINE (CONTINUED)

(HOW WE'RE ERADICATING WEEDS WITH SUNSHINE, AND YOU CAN TOO.)

BY MARY BRYANT, VISTA GARDENS MEMBER



2. Raking the planting bed allowed volunteers to remove any rocks and debris and created a smooth surface for the plastic cover.

3. In the time between the intense downpour and the second trench digging, the ground had dried significantly. The last step before applying the plastic was to spray the bed with water since moist heat is most effective at killing weed seeds.

4. Finally, volunteers spread a sheet of clear 6ml plastic over the planting area, tucked the plastic edges into the trench and covered the edges with soil. This method holds the plastic tight against the soil to keep the heat in and prevent the plastic from coming loose in the wind.

With so much good help, volunteers finished all prep work and laid the plastic in between summer showers. And now we wait. The soil solarization process takes an estimated 4 to 6 weeks. The blazing sun will work its magic, and volunteers will continue to monitor the bed and hand remove any emerging *Wedelia*.

By early September, the site will be ready for soil preparation. In October, the garden will take shape as volunteers plant more than 360 beautiful native plants. We'll keep you posted on the progress of this exciting new Wildflower Garden.



MEET OUR NEWEST PROPERTY MANAGEMENT EMPLOYEE



If you have been outside recently you may have seen a gentleman driving slowly through our neighborhoods. No, he is not casing your house or spying on your family – he is supposed to be here. Calvin Boyd is the newest member of the Greenacre team that supports the Carrollwood HOA. Calvin was hired to be a Compliance Officer to report violations to the HOA. He assists the Property Manager in these duties three days a week.

Calvin has two different vehicles, so you won't always see him in a truck as pictured. He will have the Carrollwood Village label on his door, so you know he is on duty. Calvin recently retired from the Hillsborough County Sheriffs Office, where he served for 27 years most recently as a detective. Calvin resides in the Citrus Park area with his family and 2 dogs. When off duty he likes to go camping and watch the BUCS.

When you see him, feel free to say "HI" and make him feel welcome in our community.



AN UPDATE FROM THE COMMUNITY PATROL

ALLIED UNIVERSAL WOULD LIKE TO INTRODUCE KEMUEL HENDERSON, OUR CLIENT MANAGER AND CHRIS RUIZ, OUR DIRECTOR OF OPERATIONS.



Allied Universal Leadership team: Kemuel Henderson, Chris Ruiz, Lee Hunter

Each Monday morning you will find the Phase II (Sharon Danaher) and Phase III (Frank Mazzie) Community Patrol committee chairmen, along with our property manager Christina Cernosek, and Allied Universal captain, Lee Hunter and our HOA compliance officer, Calvin Boyd meeting at NY Bean and Bagel to discuss the reported activities that occurred in The Village during the past week.

Captain Hunter has identified three issues that all Villagers need to be made aware of.

- There are 6 identifiable Coyotes making Carrollwood Village their home. They are spotted daily near the Carrollwood Village Park and through out the Village. Residents need to keep their pets safe. There are three confirmed incidents where a coyote killed 2 small dogs and a cat this summer. Especially in the evenings, you should walk your dog on a short leash. If you let your dog in the yard at night, please keep an eye on them even if you have a 6-foot fence. Coyotes can jump a 6-foot fence with no difficulty. He also recommends that you keep your cats inside. Please see the accompanying article about Coyotes in Florida and watch the video on how to haze Coyotes.
- There is a large male and a large female alligator moving between the ponds in the Village. Both are very adept at avoiding capture. Please be careful when walking along pond banks and keep children and pets safe.
- Solicitors are out in force in the Village. Most are complying with the county regulations and have a solicitation permit. Since the roads and sidewalks in the Village are public there is not much the patrol officers can do to make them leave. However residents can tell them to leave their property and not come back. Then call the non-emergency number for the HCSO at 813-247-8200.

LIVING WITH COYOTES



Coyotes help maintain balanced ecosystems by controlling the populations of rodents and smaller predators, such as foxes, opossums and raccoons, which can quickly overpopulate areas of habitat. Coyotes are native to North America, have been in Florida for many years, and will continue to make their homes around the state.

Coyotes in Florida: Here to Stay

Removing coyotes for the purpose of eradication is an inefficient and ineffective method to control populations. New coyotes move into areas where others have been removed. Removal activities such as hunting and trapping place pressure on coyote populations, and the species responds by reproducing at a younger age and producing more pups per litter; populations can quickly return to their original size.

Coyotes are in Florida due to natural range expansion from western states. Coyotes now live in every state but Hawaii. Visit the [FWC Coyote Species Profile](#) for additional information about coyote biology.

How to Haze Coyotes:

This short, educational video discusses how to effectively “haze” or deter coyotes. Coyotes in urban areas may learn to tolerate human presence instead of fleeing. Hazing is the process of disturbing an animal’s sense of security so it leaves an area or otherwise changes its behavior. Methods of hazing may include the use of audible, visual or physical devices or actions to cause the desired reaction.

What should you do if you see a coyote?

Coyotes are not large animals and rarely pose a threat to people, especially adults. They can be curious but are also timid and generally run away if challenged. If a coyote approaches too closely, there are methods you can use to deter it and frighten it away. Hazing the animal by making loud noises and acting aggressively will typically cause a coyote to leave an area, but you may need to increase and continue hazing efforts until the coyote is effectively deterred and leaves the area for good. There are several methods of hazing that are effective with coyotes.

LIVING WITH COYOTES (CONTINUED)



Prevent Problems with Coyotes:

Never feed coyotes either intentionally or unintentionally. This includes placing food outside to attract wildlife. Clean up pet food, fallen fruit and seed around bird feeders – coyotes are opportunistic feeders and will be drawn to and eat all of these potential food sources.

Secure garbage cans and secure compost. Close off crawl spaces under porches and sheds to prevent coyotes from resting or raising their young in areas around your home. Educate your neighbors and ask them to follow these same steps.

Coyotes that associate places where people live as an easy place to find food may gradually lose their natural fear of humans. Be aware of unusual coyote behavior. Unusual behavior could include a coyote that has lost its fear of humans and is approaching people, chasing joggers and bikers, or attacking leashed pets. Unusual coyote behavior can be reported to your nearest FWC Regional Office at (863)648-3200.

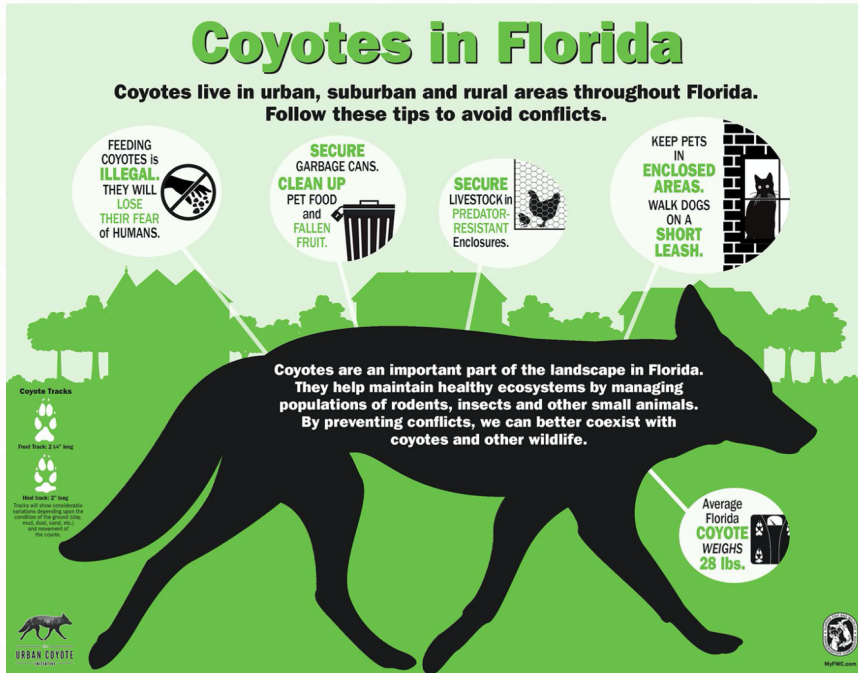
Interactive coyote map:

This map shows coyote reports from the FWC's Wildlife Incident Management System.
<https://myfwc.maps.arcgis.com/apps/webappviewer/index.html?id=361045279a7f46829cc316da3d2ddc88>

Coyotes and pet safety:

Coyotes can and do prey on domestic cats and small dogs. Most coyote attacks on pets occur either at night or in the early evening or morning hours (dusk and dawn). To protect your pets, do not allow them to roam freely. Keep cats indoors. Free-roaming cats are at a high risk of being preyed on by coyotes. Walk small dogs on a short leash that is less than six feet, especially at night, dusk or dawn. Be extra careful if you are going to walk your pet in wooded areas or areas that have heavy foliage, where coyotes may rest.

LIVING WITH COYOTES (CONTINUED)



Coyotes live in urban, suburban, and rural areas throughout Florida. Follow these tips to avoid conflicts.

- Feeding Coyotes is illegal. They will lose their fear of humans.
- Secure garbage cans. Clean up pet food and fallen fruit.
- Secure livestock in predator-resistant enclosures.
- Keep pets in enclosed areas. Walk dogs on a short leash.

Coyotes are an important part of the landscape in Florida. They help maintain healthy ecosystems by managing populations of rodents, insects and other small animals. By preventing conflicts, we can better exist with coyotes and other wildlife.

The average Florida coyote weighs about 28 pounds and has a paw track about 2 inches long.

This infographic was developed with assistance from the Urban Coyote Initiative.

The information for this article is from the website, myfwc.com. For more information about living with Coyotes and to view the video on “How to Haze a Coyote” paste this link into your browser.

<https://myfwc.com/conservation/you-conserve/wildlife/coyotes/>



WHAT DID THEY SAY DURING THE FIRST WEEK WE REOPENED?



**Oh, Thank goodness You're Open!
Oh, Joy, and Great to See You Are Open!
Good, Good, Good, I can shop for books again!
We really missed this bookstore. So glad you are open!**

Yes, our re-opening was a happy reunion between the Friends of the Library Volunteers and the many readers and book buyers at the Carousel Book Store in Jimmie B. Keel Library.

The JBK bookstore, one of the largest used bookstores in Tampa is once again open for business. We've received hundreds of donated books and our shelves are bulging with books on many topics: fiction and history and science and health and travel, philosophy, psychology, psychiatry, politics, cooking, children's books, young adult books, theater, classics, art, music, current best sellers and even music CD's and DVD's. And best of all, most paperback books are only one dollar and most hardback books cost only two dollars. Remember, the Friends of the Library is non-profit and the money we earn selling books is used to support Tampa libraries. We support the purchase of equipment, furniture, and programs from signing for babies to Tai Chi for adults, tech classes and game nights for teens, life writing and baking contest for all ages. There are craft and art classes, computer classes for beginners and those who are more advanced. If you have an interest, we have a class for you at JBK and other regional libraries. Our staff are volunteers, our customers are our friends, and our books bring joy to every reader. Stop by, look around, you are certain to find a book that you've always wanted to read.

RESIDENT'S CORNER

QUESTION: Many of the sidewalks where I walk everyday are very uneven and the pavement is badly cracked and displaced. The surface of my street is worn out with many potholes and water coming up thru cracks in the pavement. What can be done about this? Is there anything the HOA can do?



Thanks for asking about the worn-out sidewalks and roads. The sidewalks and roads are “public” and are maintained by the county. They are approaching 50 years of age and are in poor condition. The HOA can not do anything more than report the issues to the county. This is a situation where the more people reporting the issues to the county the better the chance of them addressing the problem. To report the problem:

Contact our County Commissioner, Ken Hagan for District 2 (813)272-5452, (813)272-7047 or through their website, Hillsboroughcounty.org.

Also report it to the Hillsborough County Customer Service Center (813)272-5900 service.hillsboroughcounty.org

Harvest Moon Children Festival 2021



Vietnamese American Community of Tampa Bay cordially invites you and your family to attend the Harvest Moon Children Festival. The annual Vietnamese traditional celebration marks an end of a successful harvest season and re-emphasize other important facets of living such as children, families, and community.

Program includes: Live music to celebrate Vietnamese folktales about the moon and children, lion dance, lanterns lighting ceremony, free candy for children, fun and games.

On behalf of our organizing committee, we sincerely appreciate the endorsement and support of Hillsborough County Commissioner Ken Hagan, Hillsborough County Parks & Recreation Centers, Carrollwood Park Conservancy, and Carrollwood Village Park. The 2021 Harvestmoon Children Festival was made possible by collective effort of our community organizations, professionals, and community members.



Vietnamese American Community of Tampa Bay
For more information please contact:

Ann Nguyen (813)570-0122

Saturday 25/9/2021
From 5:00pm to 9:00pm
Carrollwood Village Park
4680 W Village Drive
Tampa, FL 33624

CALENDAR OF EVENTS

The Cultural Center has a full calendar of performances, classes, club meetings and more! Log on to Carrollwoodcenter.org to see the calendar. The Carrollwood Market is back on the 2nd Saturday of each month at the corner of Lowell Rd. & Casey Rd. from 10 to 1.


The Carrollwood Cultural Center is now allowing in person meetings. The Board of Directors for each phase will make the decision to meet in person or via Zoom a few days before their meeting. So, watch your email! You will need to sign-up to attend either meeting type. Please email Thevillage@greenacre.com before NOON the day of the meeting if you wish to attend. If you wish to speak during the resident comment section of the meeting you must sign-up to speak in advance at Thevillage@greenacre.com. The notice of the meeting and the agenda will be posted on the website Carrollwoodvillage.com under the “Resources tab” and will be physically posted on the bulletin board at the park in advance of the meeting. Once you sign up to attend, an email will be sent to you the afternoon of the meeting and a link to the Zoom meeting will be included if needed.

Phase I Board of Directors Meeting, Monday, September 27 at 6 p.m.

Phase II Board of Directors Meeting, Tuesday, September 28 at 7 p.m.

Phase III Board of Directors Meeting, Wednesday, September 29 at 7 p.m.

IN PERSON MEETING at the Carrollwood Cultural Center



LANDSCAPING TIPS FOR SEPTEMBER

WHAT TO PLANT AND WHAT TO DO

Annuals & Bedding plants: If summer beds need refreshing, try ageratum, coleus, celosia, zinnia, and wax begonia for color into fall.



Bulbs: Add color, texture, and pattern to the garden with the many varieties of elephant's ear that are available.

Herbs: Plant herbs that tolerate the warm temperatures of early fall, such as Mexican tarragon, mint, rosemary, and basil.

Vegetables: It is hot, but numerous cool-season (as well as warm-season) crops can be planted.



What to do in the yard in September

What to Do: Lawn problems: Continue to monitor the lawn for signs of insect damage. Fall armyworms, chinch bugs, mole crickets, and sod webworms are still active this month.

Perennials and bulbs: Divide and replant perennials and bulbs that have grown too large or need rejuvenation. Add organic matter to new planting areas and monitor water needs during establishment.

Irrigation: Check that irrigation systems are providing good coverage and operating properly before summer rains taper off.

Citrus: Fertilize citrus with a balanced fertilizer either this month or in October. If the weather has been rainy, do not use soluble nitrogen as rains will leach it from the soil too quickly.

Vegetable gardens: Prepare the fall vegetable garden if not done in August. Using transplants from your local garden center will get the garden off to a fast start, but seeds provide a wider variety from which to choose.